


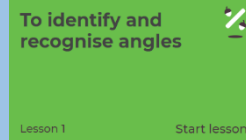
My Year 3 Learning Journey Grid. Week Beginning 08.06.2020

MATHS

This week we are starting a new unit of learning on properties of shape. I would now like you to use The Oak Academy resources. Please follow this link <https://www.thenational.academy/online-classroom/year-3/maths#subjects> and scroll down the page until you get to the lessons 'Angles and Shape'. There is a video lesson for every day with activities to complete. All you need is some paper, a pen and your brain! Remember you can access Top Marks, Numbots and TT Rock Stars to practise all of your other maths skills.

Daily lessons are still available at: <https://www.bbc.co.uk/bitesize/dailylessons> if you would like to complete these as well.

For extra practice, you can also try these free multiplication and division activities at: <https://dig1t.com/wp-content/uploads/2020/05/3.-Multiplication-and-Division-Years-3-4.pdf>



SPELLINGS

Practise these words from Monday-Thursday and ask someone to test you on them on Friday. Once you've gone through the correct spellings, write a sentence using each word correctly:

Words ending in the suffix -al

Practise these words from your Y3/4 spelling list and include them on your test:

natural
occasional
actual
accidental
medical
national
capital
vocal
sensational
personal

Statutory spellings:
breath breathe busy
business calendar


ENGLISH

In English, I would also like you to use The Oak Academy resources. Follow this link: <https://www.thenational.academy/online-classroom/year-3/english#subjects> and scroll down until you see 'Genre Focus: Setting Description' - this is what I'd like you to focus on this week.

There are 5 lessons to complete. Each lesson has a quiz to start the unit - don't worry if you don't know all of the answers yet, just have a go. Then, each day, there is a video from a great teacher called Mr Mac all about setting descriptions.

By the end of the week you will be writing a setting description as a Junior Engineer who designs and constructs their own robots. Your senses will play a vital role as you will describe the various things you can see, hear, touch, smell and feel.

Mr Mac will show you texts to help you be successful in your writing, you will investigate new and exciting vocabulary, learn the key features of a setting description and be given some ideas that you can 'magpie'.



TOPIC

Last week we looked at some gods and goddesses in ancient Egypt. Using the sheet (attached) answer the following questions:

1. How many gods were there in ancient Egypt?
2. What kind of snake sat on Ra's head?
3. Who is Isis?
4. What was the name of the first mummy?
5. What was special about Amun?
6. Who created hieroglyphics?
7. Who was married to Toth?
8. In which kind of book would you expect to find an information sheet like this?



Science

Grow your own rainbow! Take a look at the sheet on page 4 and have see if you can grow a rainbow at home. If you want to share any pictures of any learning you do at home I'd love to see them.

Have a great week 😊 h.emma300@bearpark.durham.sch.ac.uk



Yoga

Maybe you could try some Cosmic Kids Minecraft themed yoga at home. Yoga is a calm way to exercise our bodies and help us feel relaxed. Just click on the picture to go to the webpage and have a go.



READING

The first chapter of the new 'live' book is currently being written for Fiction Express and is due to be published on June 12th. If you log on you can see the front cover and the blurb for this book - Mayflower Stowaways. It is an historical story of friendship, initiative, solidarity, overcoming adversity and bravery. The authors have made a video to give you an introduction to the story about the Mayflower ship. <https://en.fictionexpress.com/book/mayflower-stowaways/>

Before we start reading this book, I want you to read the blurb and make a prediction. Talk to someone at home and tell them what you think is going to happen in this story and why. Write a paragraph explaining your prediction:

Remember to continue to read for at least 20 minutes every day, you can read magazines, information pages, books - anything you like! If you read a book, try and quiz on Accelerated reader if you can. If you use LEXIA, complete your targeted minutes this week. Well done to those of you who read The Pampered Prince and took the chapter quizzes, I hope you enjoyed it.

GODS AND GODDESSES

ANCIENT EGYPTIAN RELIGION

There were more than 2000 gods in ancient Egypt. Most took human form but some had the heads of animals. Here is a selection of the more important gods that Egyptians would have worshipped.

1. **Ra:** Ra was god of the Sun and the lord of the gods. He is shown to have the body of a human and the head of a falcon. Above his head sits a sun disc with a sacred cobra twisted round it. It is said that Ra sailed the heavens in a boat called 'Barque of Millions of Years'. At the end of every day many thought Ra had died as he sailed through the night in the Underworld leaving the Moon to light the night sky until he was born again at dawn.

2. **Amun:** Amun was an important god because it is said that he created all things. However, there are not many stories or pictures of him as he was invisible. Many of the pictures of him come from when he mixes with another god like Ra, when he becomes Amun-Ra. Amun is usually in human form but sometimes has a ram's head.

3. **Horus:** Horus has the head a hawk which makes him look similar to Ra but Horus has a crown made to look like the two parts of Egypt, the red and the white to show that he ruled all of the land. Horus was the god of the sky and it was believed that the pharaohs were a living version of Horus making them godlike.

4. **Thoth:** Thoth was the god of wisdom, writing, time and the moon. The ancient Egyptians believed that Thoth created hieroglyphics and kept a record of all knowledge. He has the head of an ibis bird, a long beaked bird common in Egypt.

5. **Ma'at:** Ma'at was the goddess of truth, justice and harmony and the wife of Thoth. A pharaoh had to promise to follow Ma'at and be a fair and honest leader.


6. **Isis:** Isis is the mother of Horus and the queen of the goddesses. Sometimes she is shown to have a throne on her head and other times she has a sun disk similar to Hathor.

7. **Osiris:** Osiris is the god of the dead and husband of Isis. He is shown wearing the white linen wrapping from a mummy. He wears a white crown with large feathers. Although he was the god of the Underworld, Egyptians still liked him for helping people pass on to the next life.

8. **Hathor:** Hathor was the goddess of love, music and dance. She looked after all women in life and death. Hathor sometimes took the form of a cow with a sun disk above her head.

9. **Anubis:** Anubis was the god of embalming, the mummification ritual. It is believed he made the first mummy, Osiris. Anubis was the guide of the dead, he helped them pass to the next life. It was said that Anubis would wait for you in the hall of the dead to weigh your heart. If your heart was lighter than Ma'at's feather, you would live forever. If it was heavier, your heart would be eaten by the demon Ammit. Anubis had the head of a jackal.

10. **Sekhmet:** Sekhmet was goddess of war, fire and medicine. She has a head of a lion, the best hunter known to the Egyptians and her breath is said to have created the desert.



60 Second Challenge Around the World

Do you believe in yourself and keep trying if you drop the ball?

The Physical Challenge

How many times can you pass the ball around your waist in 60 seconds?

If you drop the ball you need to pick it up quickly and carry on.



#StayHomeStayActive

Equipment

A ball

If you do not have a ball use a pillow or a cuddly toy.

Achieve Gold

50 Times around your waist.



Achieve Silver

40 Times around your waist.



Achieve Bronze

30 Times around your waist.



60 Second Challenge Star Jumps

Can you maintain your technique even when you are tired?

The Physical Challenge

How many star jumps can you complete in 60 seconds?

Make sure you clap your hands above your head and bring your feet together.



#StayHomeStayActive

Equipment

Just yourself and enough space on the floor!

Why not compete against a family member?

Achieve Gold

60 Star Jumps



Achieve Silver

45 Star Jumps



Achieve Bronze

30 Star Jumps



60 Second Challenge Catch and Clap

Which skills do you think will be key to succeed?

The Physical Challenge

How many times can you throw a ball up, clap once and catch it in 60 seconds?

The ball must go above your head. If you drop the ball, carry on counting your score from where you left off.



#StayHomeStayActive

Equipment

A ball

If you do not have a ball use a toilet roll or pair of socks.

Achieve Gold

35 catch and claps



Achieve Silver

25 catch and claps



Achieve Bronze

15 catch and claps



60 Second Challenge Fast Feet

Can you keep going even if you lose control of the ball?

The Physical Challenge

How many times can you dribble a ball around a marker and back in 60 seconds?

Place down a starting marker and then a second marker 5 steps away. Each time you dribble the ball around the marker and back you score 1 point.



#StayHomeStayActive

Equipment

A ball and two markers

If you do not have a ball how many times can you run around the marker and back?

Achieve Gold

24 dribbles around the marker and back



Achieve Silver

18 dribbles around the marker and back



Achieve Bronze

12 dribbles around the marker and back



How to Grow a Rainbow

You will need:

- Kitchen roll/paper towel
- Felt tip pens
- Two small bowls of water
- Paper clip
- Thread



1. Cut your kitchen roll into the shape of a rainbow.
2. Colour a rainbow with felt tips about 2 cm up on both sides.
3. Attach your paper clip to the top and tie a piece of thread to it. This will give you something to hold your rainbow with.
4. Fill each small container with water.
5. Hold your rainbow with the ends slightly submerged in the water then watch your rainbow grow!



THE SCIENCE

A brief introduction to 'capillary action'! Water molecules like to stick to things - including themselves. Sticking to things is called *adhesion* and sticking to itself is called *cohesion*. The fibres in kitchen roll make lots of little holes. Water is 'sucked' through the holes because of adhesion (liking to stick to other things) and cohesion (liking to stick to itself) means the rest of the water follows. The water pressure will eventually slow down and the pressure of gravity will mean it stops moving.